

ISSN 2518-1491 (Online),
ISSN 2224-5286 (Print)

ҚАЗАҚСТАН РЕСПУБЛИКАСЫ
ҰЛТТЫҚ ҒЫЛЫМ АКАДЕМИЯСЫНЫҢ

Д.В.Сокольский атындағы «Жанармай,
катализ және электрохимия институты» АҚ

Х А Б А Р Л А Р Ы

ИЗВЕСТИЯ

НАЦИОНАЛЬНОЙ АКАДЕМИИ НАУК
РЕСПУБЛИКИ КАЗАХСТАН
АО «Институт топлива, катализа и
электрохимии им. Д.В. Сокольского»

NEWS

OF THE ACADEMY OF SCIENCES
OF THE REPUBLIC OF KAZAKHSTAN
JSC «D.V. Sokolsky institute of fuel, catalysis
and electrochemistry»

**SERIES
CHEMISTRY AND TECHNOLOGY**

5 (437)

SEPTEMBER - OCTOBER 2019

PUBLISHED SINCE JANUARY 1947

PUBLISHED 6 TIMES A YEAR

ALMATY, NAS RK

NAS RK is pleased to announce that News of NAS RK. Series of chemistry and technologies scientific journal has been accepted for indexing in the Emerging Sources Citation Index, a new edition of Web of Science. Content in this index is under consideration by Clarivate Analytics to be accepted in the Science Citation Index Expanded, the Social Sciences Citation Index, and the Arts & Humanities Citation Index. The quality and depth of content Web of Science offers to researchers, authors, publishers, and institutions sets it apart from other research databases. The inclusion of News of NAS RK. Series of chemistry and technologies in the Emerging Sources Citation Index demonstrates our dedication to providing the most relevant and influential content of chemical sciences to our community.

Қазақстан Республикасы Ұлттық ғылым академиясы "ҚР ҰҒА Хабарлары. Химия және технология сериясы" ғылыми журналының Web of Science-тің жаңаланған нұсқасы Emerging Sources Citation Index-те индекстелуге қабылданғанын хабарлайды. Бұл индекстелу барысында Clarivate Analytics компаниясы журналды одан әрі the Science Citation Index Expanded, the Social Sciences Citation Index және the Arts & Humanities Citation Index-ке қабылдау мәселесін қарастыруда. Web of Science зерттеушілер, авторлар, баспашылар мен мекемелерге контент тереңдігі мен сапасын ұсынады. ҚР ҰҒА Хабарлары. Химия және технология сериясы Emerging Sources Citation Index-ке енуі біздің қоғамдастық үшін ең өзекті және беделді химиялық ғылымдар бойынша контентке адалдығымызды білдіреді.

НАН РК сообщает, что научный журнал «Известия НАН РК. Серия химии и технологий» был принят для индексирования в Emerging Sources Citation Index, обновленной версии Web of Science. Содержание в этом индексировании находится в стадии рассмотрения компанией Clarivate Analytics для дальнейшего принятия журнала в the Science Citation Index Expanded, the Social Sciences Citation Index и the Arts & Humanities Citation Index. Web of Science предлагает качество и глубину контента для исследователей, авторов, издателей и учреждений. Включение Известия НАН РК в Emerging Sources Citation Index демонстрирует нашу приверженность к наиболее актуальному и влиятельному контенту по химическим наукам для нашего сообщества.

Б а с р е д а к т о р ы
х.ғ.д., проф., ҚР ҰҒА академигі **М.Ж. Жұрынов**

Р е д а к ц и я а л қ а с ы:

Ағабеков В.Е. проф., академик (Белорус)
Волков С.В. проф., академик (Украина)
Воротынцев М.А. проф., академик (Ресей)
Газалиев А.М. проф., академик (Қазақстан)
Ергожин Е.Е. проф., академик (Қазақстан)
Жармағамбетова А.К. проф. (Қазақстан), бас ред. орынбасары
Жоробекова Ш.Ж. проф., академик (Қырғыстан)
Иткулова Ш.С. проф. (Қазақстан)
Манташян А.А. проф., академик (Армения)
Пралиев К.Д. проф., академик (Қазақстан)
Баешов А.Б. проф., академик (Қазақстан)
Бүркітбаев М.М. проф., академик (Қазақстан)
Джусипбеков У.Ж. проф. корр.-мүшесі (Қазақстан)
Молдахметов М.З. проф., академик (Қазақстан)
Мансуров З.А. проф. (Қазақстан)
Наурызбаев М.К. проф. (Қазақстан)
Рудик В. проф., академик (Молдова)
Рахимов К.Д. проф. академик (Қазақстан)
Стрельцов Е. проф. (Белорус)
Тәшімов Л.Т. проф., академик (Қазақстан)
Тодераш И. проф., академик (Молдова)
Халиков Д.Х. проф., академик (Тәжікстан)
Фарзалиев В. проф., академик (Әзірбайжан)

«ҚР ҰҒА Хабарлары. Химия және технология сериясы».

ISSN 2518-1491 (Online),

ISSN 2224-5286 (Print)

Меншіктенуші: «Қазақстан Республикасының Ұлттық ғылым академиясы» Республикалық қоғамдық бірлестігі (Алматы қ.)

Қазақстан республикасының Мәдениет пен ақпарат министрлігінің Ақпарат және мұрағат комитетінде 30.04.2010 ж. берілген №1089-Ж мерзімдік басылым тіркеуіне қойылу туралы куәлік

Мерзімділігі: жылына 6 рет.

Тиражы: 300 дана.

Редакцияның мекенжайы: 050010, Алматы қ., Шевченко көш., 28, 219 бөл., 220, тел.: 272-13-19, 272-13-18,
<http://chemistry-technology.kz/index.php/en/arhiv>

© Қазақстан Республикасының Ұлттық ғылым академиясы, 2019

Типографияның мекенжайы: «Аруна» ЖК, Алматы қ., Муратбаева көш., 75.

Г л а в н ы й р е д а к т о р
д.х.н., проф., академик НАН РК **М. Ж. Журинов**

Р е д а к ц и о н н а я к о л л е г и я:

Агабеков В.Е. проф., академик (Беларусь)
Волков С.В. проф., академик (Украина)
Воротынцев М.А. проф., академик (Россия)
Газалиев А.М. проф., академик (Казахстан)
Ергожин Е.Е. проф., академик (Казахстан)
Жармагамбетова А.К. проф. (Казахстан), зам. гл. ред.
Жоробекова Ш.Ж. проф., академик (Кыргызстан)
Иткулова Ш.С. проф. (Казахстан)
Манташян А.А. проф., академик (Армения)
Пралиев К.Д. проф., академик (Казахстан)
Баешов А.Б. проф., академик (Казахстан)
Буркитбаев М.М. проф., академик (Казахстан)
Джусипбеков У.Ж. проф., чл.-корр. (Казахстан)
Мулдахметов М.З. проф., академик (Казахстан)
Мансуров З.А. проф. (Казахстан)
Наурызбаев М.К. проф. (Казахстан)
Рудик В. проф., академик (Молдова)
Рахимов К.Д. проф., академик (Казахстан)
Стрельцов Е. проф. (Беларусь)
Ташимов Л.Т. проф., академик (Казахстан)
Тодераш И. проф., академик (Молдова)
Халиков Д.Х. проф., академик (Таджикистан)
Фарзалиев В. проф., академик (Азербайджан)

«Известия НАН РК. Серия химии и технологии».

ISSN 2518-1491 (Online),

ISSN 2224-5286 (Print)

Собственник: Республиканское общественное объединение «Национальная академия наук Республики Казахстан» (г. Алматы)

Свидетельство о постановке на учет периодического печатного издания в Комитете информации и архивов Министерства культуры и информации Республики Казахстан №10893-Ж, выданное 30.04.2010 г.

Периодичность: 6 раз в год

Тираж: 300 экземпляров

Адрес редакции: 050010, г. Алматы, ул. Шевченко, 28, ком. 219, 220, тел. 272-13-19, 272-13-18,

<http://chemistry-technology.kz/index.php/en/arhiv>

© Национальная академия наук Республики Казахстан, 2019

Адрес редакции: 050100, г. Алматы, ул. Кунаева, 142,
Институт органического катализа и электрохимии им. Д. В. Сокольского,
каб. 310, тел. 291-62-80, факс 291-57-22, e-mail:orgcat@nursat.kz

Адрес типографии: ИП «Аруна», г. Алматы, ул. Муратбаева, 75

E d i t o r i n c h i e fdoctor of chemistry, professor, academician of NAS RK **M.Zh. Zhurinov****E d i t o r i a l b o a r d:**

Agabekov V.Ye. prof., academician (Belarus)
Volkov S.V. prof., academician (Ukraine)
Vorotyntsev M.A. prof., academician (Russia)
Gazaliyev A.M. prof., academician (Kazakhstan)
Yergozhin Ye.Ye. prof., academician (Kazakhstan)
Zharmagambetova A.K. prof. (Kazakhstan), deputy editor in chief
Zhorobekova Sh.Zh. prof., academician (Kyrgyzstan)
Itkulova Sh.S. prof. (Kazakhstan)
Mantashyan A.A. prof., academician (Armenia)
Praliyev K.D. prof., academician (Kazakhstan)
Bayeshov A.B. prof., academician (Kazakhstan)
Burkitbayev M.M. prof., academician (Kazakhstan)
Dzhusipbekov U.Zh. prof., corr. member (Kazakhstan)
Muldakhmetov M.Z. prof., academician (Kazakhstan)
Mansurov Z.A. prof. (Kazakhstan)
Naurzybayev M.K. prof. (Kazakhstan)
Rudik V. prof., academician (Moldova)
Rakhimov K.D. prof., academician (Kazakhstan)
Streltsov Ye. prof. (Belarus)
Tashimov L.T. prof., academician (Kazakhstan)
Toderash I. prof., academician (Moldova)
Khalikov D.Kh. prof., academician (Tadjikistan)
Farzaliyev V. prof., academician (Azerbaijan)

News of the National Academy of Sciences of the Republic of Kazakhstan. Series of chemistry and technology.
ISSN 2518-1491 (Online),
ISSN 2224-5286 (Print)

Owner: RPA "National Academy of Sciences of the Republic of Kazakhstan" (Almaty)

The certificate of registration of a periodic printed publication in the Committee of Information and Archives of the Ministry of Culture and Information of the Republic of Kazakhstan N 10893-Ж, issued 30.04.2010

Periodicity: 6 times a year

Circulation: 300 copies

Editorial address: 28, Shevchenko str., of. 219, 220, Almaty, 050010, tel. 272-13-19, 272-13-18,

<http://chemistry-technology.kz/index.php/en/arhiv>

© National Academy of Sciences of the Republic of Kazakhstan, 2019

Editorial address: Institute of Organic Catalysis and Electrochemistry named after D. V. Sokolsky
142, Kunayev str., of. 310, Almaty, 050100, tel. 291-62-80, fax 291-57-22,
e-mail: orgcat@nursat.kz

Address of printing house: ST "Aruna", 75, Muratbayev str, Almaty

NEWS

OF THE NATIONAL ACADEMY OF SCIENCES OF THE REPUBLIC OF KAZAKHSTAN

SERIES CHEMISTRY AND TECHNOLOGY

ISSN 2224-5286

<https://doi.org/10.32014/2019.2518-1491.65>

Volume 5, Number 437 (2019), 136 – 142

UDC 666.3-135

**T. S. Bazhirov¹, V. S. Protsenko², N. S. Bazhirov¹,
M. S. Dauletiyarov¹, B. Ye. Serikbayev¹, K. N. Bazhirova¹**

¹M. Auezov South Kazakhstan State University, Shymkent, Kazakhstan

²Ukrainian State University of Chemical Technology, Dnipro, Ukraine
tynlybek.bazhirov@gmail.com, prof.nsb@mail.ru

**PHYSICOCHEMICAL INVESTIGATIONS OF VERMICULITE –
MICROPOROUS COMPONENT FOR HEAT-RESISTANT MATERIALS**

Abstract. The results of investigations of Kulantau field (Turkestan region) vermiculite's physicochemical and physical-technical properties are presented. The vermiculite's chemical and mineralogical composition and its main crystalline phases, which are composed of ferrous magnesium and calcium aluminosilicates of complex composition, are determined by chemical, X-ray diffraction, spectral analysis methods. The complex thermal analysis method established the processes occurring during heating, which allow to judge the physicochemical and structural changes occurring in vermiculite during heat treatment. The electron microscopy method investigated the vermiculite particles' surface morphology. The main physical-technical properties of the expanded vermiculite are determined. It was established that the expanded vermiculite has low bulk density and low thermal conductivity, has high porosity, fire resistance, and refractoriness characteristics. Due to its unique properties, the expanded vermiculite can be effectively used as a microporous component for production of composite heat-resistant materials.

Key words: vermiculite, methods of physicochemical analysis, physical-technical properties, microporous component, composite heat-resistant materials.

Introduction. The Republic of Kazakhstan has huge reserves of natural and technogenic mineral raw materials, which under certain conditions of their processing can become a full-fledged resource for various industries [1-4].

The development of effective types of composite binding materials from natural and technogenic mineral raw materials is one of the most urgent scientific, technical, economic and environmental problems.

Vermiculite is a natural mineral from the group of hydromica, formed in natural conditions as a result of hydration and other secondary changes of various micas. Vermiculites, formed from ferrous magnesium micas – biotite and phlogopite, are of practical importance. The vermiculite's chemical composition corresponds to the approximate formula $(\text{Mg}, \text{Fe}^{2+}, \text{Fe}^{3+})_3 [(\text{Si}, \text{Al})_4 \text{O}_{10}](\text{OH})_2 \cdot 4\text{H}_2\text{O}$. However, vermiculite does not always exactly correspond to the general formula, since it contains various impurities [5].

In Kazakhstan, the most famous deposits of vermiculite are Altyntas, Karatas, Sholak-Kairaktin in Aktobe region; Barchinsk in North Kazakhstan region; Neozhidannoye in Karaganda region; Kulantau in Turkestan region [6].

A special feature of vermiculite is its ability to increase its volume by 10-20 times with a sharp roasting. This expansion phenomenon is due to the fact that during a sharp roasting, the molecular water between the vermiculite flakes quickly turns into steam, which moves the mica flakes always in the direction perpendicular to the mica cleavage. The vermiculite expanded during roasting during cooling retains increased volume with the thinnest air interlayers between the mica flakes, which gives the mineral many valuable properties, in particular fire resistance, refractoriness and low thermal conductivity [7, 8].

Introduction of the expanded vermiculite, as a refractory microporous component, which, being a damper, suppresses the resulting stresses under thermal effects, which contributes to increase in the heat resistance of heat-resistant concrete [9, 10].

In the works [11, 12], proceeding from the theoretical model applied to refractory materials, it was found that the vermiculite use contributes to decrease in the thermal conductivity of heat-resistant vermiculite concrete in comparison with other highly porous materials.

Methods. The *physicochemical investigations* of the vermiculite samples' microstructure were performed using JSM-6490LV scanning electron microscope (JEOL, Japan), with the help of which the elemental chemical composition was also determined by the energy dispersive method.

The *petrographic investigations* of the vermiculite samples were performed using MIN-8 optical polarization microscope by examining immersion preparations in the transmitted light.

The *chemical analysis* of the studied vermiculite samples was performed according to the method adopted for inorganic materials [13, 14].

The vermiculite samples' *microstructure was investigated* using JSM-6490LV scanning electron microscope (JEOL, Japan), which also determined the elemental chemical composition by the energy dispersive method.

The *X-ray diffraction investigation* was performed using Bruker AXS X-ray diffractometer (Germany) on CaK_{α} radiation at a voltage of 40kV and at a current of 40mA, at an angle coverage interval of 2θ 5-80° at a recording step of 0.1° and a recording speed of 2s/step.

The diffraction patterns were decoded automatically using EVA software package of Bruker AXS X-ray diffractometer.

The *thermogravimetric investigations* were performed using TGA/DSC1 Mettler Toledo thermal-analytical system (Switzerland) – a device for combined thermographic analysis and differential scanning calorimetry. The device is designed to measure thermodynamic characteristics (heat and temperature of phase transitions and physicochemical reactions), as well as recording changes in the mass of solid and powdered materials in the temperature range from 25 to 1600°C.

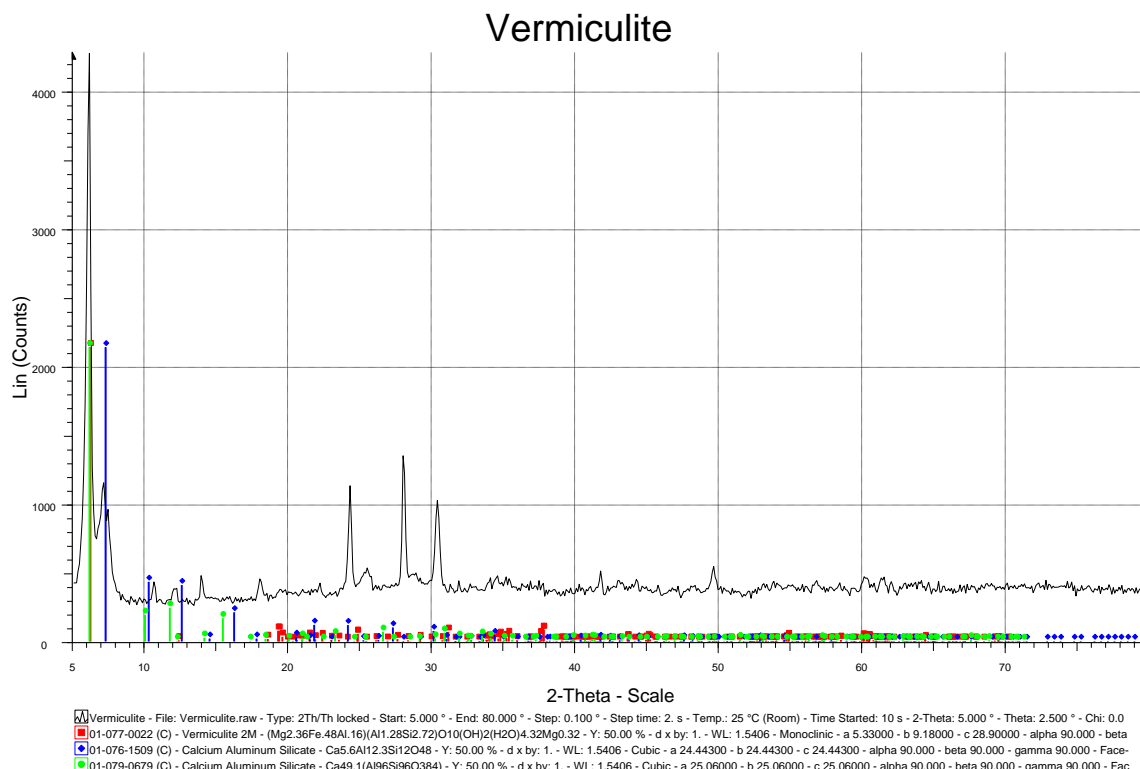


Figure 1 – The diffractogram of the vermiculite sample

Results. The Kulantau field (Turkestan region) vermiculite samples were used for physicochemical investigations.

The chemical composition of the vermiculite is shown in Table 1.

Table 1 – Chemical content of the vermiculite

Content of oxides, mass percent									
SiO ₂	Al ₂ O ₃	CaO	MgO	Fe ₂ O ₃	FeO	Na ₂ O	K ₂ O	MnO	H ₂ O
32.5	11.4	2.6	16.6	11.5	1.7	5.5	5.6	8.1	4.6

The diffractogram of the vermiculite sample is shown in Figure 1.

As a result of the X-ray investigation of the vermiculite sample, the following main crystalline phases were identified:

- vermiculite $(Mg_{2.36}Fe_{0.48}Al_{0.16})(Al_{1.28}Si_{2.72})O_{10}(OH)_2(H_2O)_{4.32}Mg_{0.32}$;
- calcium aluminosilicates $Ca_{5.6}Al_{2.3}Si_{12}O_{48}$; $Ca_{49.1}(Al_9Si_96O_{384})$.

Figure 2 shows the derivatogram of the vermiculite sample.

As a result of the complex thermal investigation of the vermiculite sample, the following thermal effects were determined.

When analyzing the vermiculite's TG, DTG and DSC curves, it was found that when the vermiculite is heated, complex thermal transformations were observed: the 1st endo-effect is removal of moisture at a temperature of 90.7°C with 6% mass loss; the 2nd endo-effect at 176.85°C is removal of moisture with 7.5% mass loss. At a temperature of 653.4°C there is a prolonged release of water (the 3rd effect) with a mass loss of up to 10%, another 0.5% of water is lost at 917°C (the 4th effect). The first two endo-effects are due to the loss of zeolitic water from large and small pores, the 3rd and the 4th effects are due to the loss of water present in the vermiculite in the form of structural OH groups, the removal of which leads to the zeolite structure destruction. The total water mass loss is 11.1%.

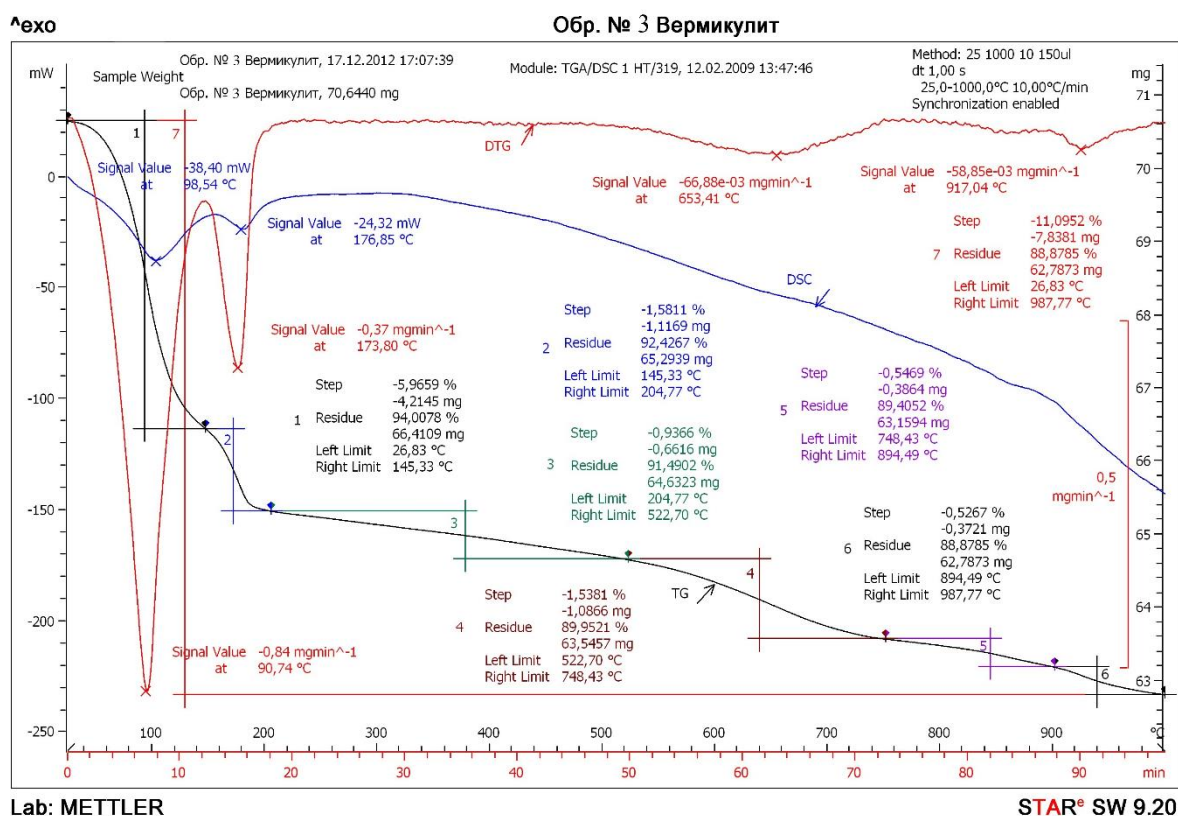


Figure 2 – The derivatogram of the vermiculite

The vermiculite's complex thermal analysis results allow to judge the physicochemical processes occurring in it when heated and associated with various states of water in the vermiculite.

The observed intense endothermic effect in the temperature range of 80-100°C is associated with the adsorption water loss.

The second endo-effect is caused by the release of water (interpacket), bound to exchangeable water ions, which is contained between the mica flakes and is strongly adsorbed on their cleavage planes. In this case, there is a significant samples' mass loss.

The stretched third endo-effect is characteristic of all micaceous materials, including vermiculite, and is associated with the removal of hydroxyl groups.

The results of the surface morphology's electron microscopic investigations and the vermiculite sample's energy dispersive analysis are shown in Figure 3.




Figure 3 – The surface morphology and the elemental composition when scanning the vermiculite sample

The investigations of the elemental chemical composition (Table 2) showed that the vermiculite composition has a significant content of such elements as Si, Mg, Al, Ca, Fe, K, which characterizes its mineralogical composition.

Table 2 – The elemental chemical composition of the vermiculite

Content of elements, mass percent									
O	Na	Mg	Al	Si	Cl	K	Ca	Ti	Fe
45.89	0.11	8.63	7.82	17.42	0.27	3.04	2.12	1.42	13.28

Table 3 shows the main physical-technical properties of the expanded vermiculite.

Table 3 – The main physical-technical properties of the expanded vermiculite

Main physical-technical properties	Indicators
Loss on ignition, mass percent	1.2 – 11.8
Bulk density, fraction 0.6-5 mm, kg/m ³	100-150 kg/m ³ (Mark 150)
Porosity, including intergranular, %	84 – 95
Operating temperature, °C	+1350

The expanded vermiculite has a number of valuable properties [15], among them the most important ones include the following:

- low density – 60-200 kg/m³;
- low thermal conductivity coefficient – 0.048-0.06 W/m · degree (°C);
- high fire resistance, melting point > 1300°C;
- low coefficient of thermal expansion – 0.000014;

Currently, the actual scientific and technical challenge is to create new efficient types of heat-resistant materials, in particular heat-resistant concretes, the production of which saves deficit and expensive raw materials, reduces fuel and energy consumption and reduces labor costs [16].

Heat-resistant materials for thermal units operating at high temperatures should have high strength, low thermal conductivity, high heat resistance, not high cost, and a number of other performance indicators.

Analysis of published works showed that the use of mineral industrial wastes for production of composite binders can be no less effective than the use of specially manufactured technical products [17].

The choice of the expanded vermiculite as a microporous component of heat-resistant materials is due to its high thermal insulation properties and fire resistance, due to which the expanded vermiculite is used in fire-retardant materials.

Conclusion. As a result of the physicochemical investigations, it was established that according to the mineralogical composition, the vermiculite is represented mainly by magnesian aluminosilicates of complex composition.

The expanded vermiculite has such valuable properties as fire resistance, high melting point, low thermal conductivity, low bulk density.

Due to its unique properties, the expanded vermiculite can be effectively used as a microporous component for production of composite heat-resistant materials.

**Т. С. Бажиров¹, В. С. Проценко², Н. С. Бажиров¹,
М. С. Даулетияров¹, Б. Е. Серикбаев¹, К. Н. Бажирова¹**

¹М.Әуезов атындағы Оңтүстік Қазақстан мемлекеттік университеті, Шымкент қ., Қазақстан;

²Украина мемлекеттік химия-технологиялық университеті, Днепр қ., Украина

ЫСТЫҚҚА ТӨЗІМДІ МАТЕРИАЛДАРҒА АРНАЛҒАН МИКРОКЕУЕКТІ КОМПОНЕНТІ – ВЕРМИКУЛИТТІ ФИЗИКА-ХИМИЯЛЫҚ ЗЕРТТЕУ

Аннотация. Түркістан облысы Құлантау кен орнының вермикулитінің физика-химиялық және физика-техникалық қасиеттерін зерттеу нәтижелері келтірілген. Химиялық, рентгенография, спектральды талдау әдістерімен вермикулиттің химиялық және минералогиялық құрамы, және оның негізгі кристалды фазалары күрделі құрамды магнийтемір және кальций алюмосиликаттары анықталады. Кешенді термиялық талдау әдісімен термиялық өңдеу кезінде вермикулиттегі физика-химиялық және құрылымдық өзгерістерді бағалауға мүмкіндік беретін процестері анықтады. Электронды микроскопия әдісімен вермикулиттің бөлшектер бетінің морфологиясы зерттелді. Ісінген вермикулиттың негізгі физика-техникалық қасиеттері анықталды. Ісінген вермикулит төмен тығыздығы мен төмен жылу өткізгіштікке ие, жоғары кеуекті, өртке қарсы және қиын балқу сипаттамалары бар екендігі анықталды. Бірегей қасиеттері арқасында ісінген вермикулит ыстыққа төзімді композитті материалдарды өндіру үшін микрокеуекті компонент ретінде тиімді пайдалануға болады.

Түйінді сөздер: вермикулит, физико-химиялық талдау әдістері, физика-техникалық қасиеттері, микрокеуекті компонент, ыстыққа төзімді композициялық материалдар.

**Т. С. Бажиров¹, В. С. Проценко², Н. С. Бажиров¹,
М. С. Даулетияров¹, Б. Е. Серикбаев¹, К. Н. Бажирова¹**

¹Южно-Казахстанский государственный университет им.М.Ауезова, г.Шымкент, Казахстан

²Украинский государственный химико-технологический университет, г.Днепр, Украина

ФИЗИКО-ХИМИЧЕСКИЕ ИССЛЕДОВАНИЯ ВЕРМИКУЛИТА – МИКРОПОРИСТОГО КОМПОНЕНТА ДЛЯ ЖАРСТОЙКИХ МАТЕРИАЛОВ

Аннотация. Приведены результаты исследований физико-химических и физико-технических свойств вермикулита Кулантауского месторождения Туркестанской области. Методами химического, рентгенографического, спектрального анализа определены химико-минералогический состав вермикулита и составляющие его основные кристаллические фазы, представленные магнийжелезистыми и кальциевыми алюмосиликатами сложного состава. Методом комплексного термического анализа установлены процессы, протекающие при нагревании, которые позволяют судить о физико-химических и структурных изменениях, происходящих в вермикулите при термической обработке. Методом электронной микроскопии исследована морфология поверхности частиц вермикулита. Определены основные физико-технические свойства вспученного вермикулита. Установлено, что вспученный вермикулит обладает низкой насыпной плотностью и низкой теплопроводностью, имеет высокие характеристики по пористости, огнестойкости, тугоплавкости. Вспученный вермикулит, благодаря своим уникальным свойствам, может эффективно применяться в качестве микропористого компонента для производства композиционных жаростойких материалов.

Ключевые слова: вермикулит, методы физико-химического анализа, физико-технические свойства, микропористый компонент, композиционные жаростойкие материалы.

Information about authors:

Bazhirov Tynlybek Saifutdinovich - Candidate of Technical Sciences, Head of Department, M.Auezov South Kazakhstan State University, Shymkent, Kazakhstan, tynlybek.bazhirov@gmail.com, <https://orcid.org/0000-0002-3496-3601>;

Protsenko Vyacheslav Sergeevich - Doctor of Chemical Sciences, Professor of Ukrainian State University of Chemical Technology, Dnipro, Ukraine, vprotsenko7@gmail.com, <https://orcid.org/0000-0002-5959-0426>;

Bazhirov Nurlybek Saifutdinovich - Doctor of Technical Sciences, Professor, Leading Researcher of Department of Technology of Cement, Ceramic and Glass, M.Auezov South Kazakhstan State University, Shymkent, Kazakhstan, prof.nsb@mail.ru, <https://orcid.org/0000-0002-8005-5823>;

Dauletiyarov Mukhtar Srazhevich - Candidate of Technical Sciences, Senior Lecturer of Department of Technology of Cement, Ceramic and Glass, M.Auezov South Kazakhstan State University, Shymkent, Kazakhstan, muhtar-66@mail.ru, <https://orcid.org/0000-0002-9578-8202>;

Serikbayev Bolatzhan Yermahanovich - Candidate of Technical Sciences, Senior Lecturer of Department of Technology of Cement, Ceramic and Glass, M.Auezov South Kazakhstan State University, Shymkent, Kazakhstan, latpo_12@mail.ru, <https://orcid.org/0000-0003-3130-8801>;

Bazhirova Kamshat Nurlybekovna - Doctor Ph.D., Senior Researcher of Department of Technology of Cement, Ceramic and Glass, M.Auezov South Kazakhstan State University, Shymkent, Kazakhstan, kamshat1987@inbox.ru, <https://orcid.org/0000-0001-9998-5396>

REFERENCES

[1] Apimakh Ye.V., Leudanski A.E., Golubev V.G., Korganbayev B.N., Sarsenbekuly D. Promising directions of reducing specific energy costs in grinding // News of the National Academy of Sciences of the Republic of Kazakhstan. Series Chemistry and Technology. Volume 5, Number 431 (2018), P.32-40. (in Eng.) <https://doi.org/10.32014/2018.2518-1491.5> ISSN 2224-1491.5. (Online), ISSN 2224-5286 (Print).

[2] Kapralova V.I., Kubekova Sh.N., Ibraimova G.T., Kussainova M.Zh., Raimbekova A.S., Sharipov K. Research of the possibility of the using of wastes enrichment of gold-containing ores in the process of receiving silicophosphate fertilizers by mechanochemical activation // News of the National Academy of Sciences of the Republic of Kazakhstan. Series Chemistry and Technology. Volume 1, Number 433 (2019), P.21-26. (in Eng.) <https://doi.org/10.32014/2019.2518-1491.3> ISSN 2224-1491.5. (Online), ISSN 2224-5286 (Print).

[3] Yermagambet B.T., Nurgaliyev N.U., Abylgazina L.D., Maslov N.A., Kasenova Zh.M., Kasenov B.K. Methods for extraction of valuable components ash-and-slag wastes // News of the National Academy of Sciences of the Republic of Kazakhstan. Series Chemistry and Technology. Volume 6, Number 432 (2018), P.67-78. (in Eng.) <https://doi.org/10.32014/2018.2518-1491.28> ISSN 2224-1491.28. (Online), ISSN 2224-5286 (Print).

[4] Shomanova Zh.K., Safarov R.Z., Zhumakanova A.S., Nosenko Yu.G., Zhanibekova A.T., Shapekova N.L., Lorant D. Electron microscopy study of catalysts based on ferroalloy production waste // News of the National Academy of Sciences of the Republic of Kazakhstan. Series Chemistry and Technology. Volume 6, Number 432 (2018), P.79-86. (in Eng.) <https://doi.org/10.32014/2018.2518-1491.29> ISSN 2224-1491.29. (Online), ISSN 2224-5286 (Print).

- [5] Grechin P.I. Agrorudy, ispol'zovanie mineralov i gornyh porod v sel'skom hozyajstve. M.: Izdatel'stvo MSKHA, 1993. 108 s.
- [6] Mestorozhdeniya gorno-rudnogo syr'ya Kazahstana. Almaty, 2000, Tom 1. 372 s.
- [7] Sutcu M. Influence of expanded vermiculite on physical properties and thermal conductivity of clay bricks. *Ceramics International*. 2015. V. 41. P. 2819-2827. (in Eng.) DOI: 10.1016/j.ceramint.2014.10.102.
- [8] Rashad A.M. Vermiculite as a construction material. *Construction and Building Materials*. 2016. V. 125. P. 53-62. (in Eng.) DOI: 10.1016/j.conbuildmat.2016.08.019.
- [9] Serov P.I., Pak CH.G., Batrashov V.M. Zharostojkie betony na magnezial'nom svyazuyushchem, shamotnyh zapolnitelyah s dobavkami ognepornyh voloknistyh materialov i vspuchennogo vermikulita. *Composite building materials. Theory and practice [Kompozicionnye stroitel'nye materialy. Teoriya i praktika]*. Penza, 2015. - S.12-15.
- [10] Bazhirov T.S., Dauletiyarov M.S., Bazhirova K.N. Issledovanie svoystv kompozicionnyh zharostoikih materialov s dobavkoi vspuchennogo vermikulita. *Composite building materials. Theory and practice [Kompozicionnye stroitel'nye materialy. Teoriya i praktika]*. Penza, 2019. S. 18-21.
- [11] Grishin N.N., Krashennnikov O.N., Zhurbenko A.D. Zharostoikii vermikulitobeton s orientirovannym raspolozheniem zapolnitelya. *Refractories and technical ceramics [Ogneupory i tekhnicheskaya keramika]*. 2005. №2.- S. 36-39.
- [12] Krashennnikov O.N., Zhurbenko G.V., Bastrygina S.V. Zharostoikii vermikulitobeton dlya futerovki vann alyuminievyh elektrolizerov. *Non-ferrous metals [Tsvetnyie metallyi]*. 2000. №5. S. 87-88.
- [13] Nikitina N.G., Borisov A.G., Hahanina T.I. *Analiticheskaya himiya i fiziko-himicheskie metody analiza*. M: Izdatel'stvo YUrait, 2018. 394 s.
- [14] Avdonin, V.I., Starostin V.I. *Geologiya poleznyh iskopaemyh.*- M.: Izdatel'skii centr «Akademiya», 2010. 380 s.
- [15] Bishimbaev V.K., Zhantasov K.T., Bazhirova K.N. Primenenie vermikulita v kompleksnyh mineral'nyh udobreniyah prolongirovannogo deystviya. *Chemical journal of Kazakhstan [Himicheskii zhurnal Kazahstana]*. 2015. №3(51). S. 28-33.
- [16] Prihod'ko A.P., Shpir'ko N.V., Dzyuban A.V. Opyt proizvodstva zharostoikih vyazhushchih i betonov na osnove othodov proizvodstv. *Building. Materials Science. Engineering. Series: Starodubovskiy reading [Stroitel'stvo. Materialovedenie. Mashinostroenie. Seriya: Starodubovskie chteniya]*. Dnepr: 2013. Vyp. 67. S. 71-76. Elektronnyi resurs: http://nbuv.gov.ua/UJRN/smmssc_2013_67_16.
- [17] Bazhirov T.S., Dauletiyarov M.S., Bazhirova K.N. Research bauxite sludge as the raw components in technology of composite cementing materials. *News of the National Academy of Sciences of the Republic of Kazakhstan. Series of Geology and Technical Sciences*. 2018. No 427. Vol. 1. P. 93-98. (in Eng.) ISSN 2518-170X (Online), ISSN 2224-5278 (Print)

Publication Ethics and Publication Malpractice in the journals of the National Academy of Sciences of the Republic of Kazakhstan

For information on Ethics in publishing and Ethical guidelines for journal publication see <http://www.elsevier.com/publishingethics> and <http://www.elsevier.com/journal-authors/ethics>.

Submission of an article to the National Academy of Sciences of the Republic of Kazakhstan implies that the described work has not been published previously (except in the form of an abstract or as part of a published lecture or academic thesis or as an electronic preprint, see <http://www.elsevier.com/postingpolicy>), that it is not under consideration for publication elsewhere, that its publication is approved by all authors and tacitly or explicitly by the responsible authorities where the work was carried out, and that, if accepted, it will not be published elsewhere in the same form, in English or in any other language, including electronically without the written consent of the copyright-holder. In particular, translations into English of papers already published in another language are not accepted.

No other forms of scientific misconduct are allowed, such as plagiarism, falsification, fraudulent data, incorrect interpretation of other works, incorrect citations, etc. The National Academy of Sciences of the Republic of Kazakhstan follows the Code of Conduct of the Committee on Publication Ethics (COPE), and follows the COPE Flowcharts for Resolving Cases of Suspected Misconduct (http://publicationethics.org/files/u2/New_Code.pdf). To verify originality, your article may be checked by the Cross Check originality detection service <http://www.elsevier.com/editors/plagdetect>.

The authors are obliged to participate in peer review process and be ready to provide corrections, clarifications, retractions and apologies when needed. All authors of a paper should have significantly contributed to the research.

The reviewers should provide objective judgments and should point out relevant published works which are not yet cited. Reviewed articles should be treated confidentially. The reviewers will be chosen in such a way that there is no conflict of interests with respect to the research, the authors and/or the research funders.

The editors have complete responsibility and authority to reject or accept a paper, and they will only accept a paper when reasonably certain. They will preserve anonymity of reviewers and promote publication of corrections, clarifications, retractions and apologies when needed. The acceptance of a paper automatically implies the copyright transfer to the National Academy of Sciences of the Republic of Kazakhstan.

The Editorial Board of the National Academy of Sciences of the Republic of Kazakhstan will monitor and safeguard publishing ethics.

Правила оформления статьи для публикации
в журнале смотреть на сайте:

www.nauka-nanrk.kz

<http://chemistry-technology.kz/index.php/en/arhiv>

ISSN 2518-1491 (Online), ISSN 2224-5286 (Print)

Редакторы: *М. С. Ахметова, Т. А. Апендиев, Аленов Д. С.*
Верстка на компьютере *А. М. Кульгинбаевой*

Подписано в печать 05.010.2019.
Формат 60x881/8. Бумага офсетная. Печать – ризограф.
9,0 п.л. Тираж 300. Заказ 5.