

ISSN 2518-1491 (Online),
ISSN 2224-5286 (Print)

ҚАЗАҚСТАН РЕСПУБЛИКАСЫ
ҰЛТТЫҚ ҒЫЛЫМ АКАДЕМИЯСЫНЫҢ

Д.В. Сокольский атындағы «Жанармай,
катализ және электрохимия институты» АҚ

Х А Б А Р Л А Р Ы

ИЗВЕСТИЯ

НАЦИОНАЛЬНОЙ АКАДЕМИИ НАУК
РЕСПУБЛИКИ КАЗАХСТАН
АО «Институт топлива, катализа и
электрохимии им. Д.В. Сокольского»

NEWS

OF THE ACADEMY OF SCIENCES
OF THE REPUBLIC OF KAZAKHSTAN
JSC «D.V. Sokolsky institute of fuel, catalysis
and electrochemistry»

SERIES
CHEMISTRY AND TECHNOLOGY

2 (440)

MARCH – APRIL 2020

PUBLISHED SINCE JANUARY 1947

PUBLISHED 6 TIMES A YEAR

ALMATY, NAS RK

NAS RK is pleased to announce that News of NAS RK. Series of chemistry and technologies scientific journal has been accepted for indexing in the Emerging Sources Citation Index, a new edition of Web of Science. Content in this index is under consideration by Clarivate Analytics to be accepted in the Science Citation Index Expanded, the Social Sciences Citation Index, and the Arts & Humanities Citation Index. The quality and depth of content Web of Science offers to researchers, authors, publishers, and institutions sets it apart from other research databases. The inclusion of News of NAS RK. Series of chemistry and technologies in the Emerging Sources Citation Index demonstrates our dedication to providing the most relevant and influential content of chemical sciences to our community.

Қазақстан Республикасы Ұлттық ғылым академиясы "ҚР ҰҒА Хабарлары. Химия және технология сериясы" ғылыми журналының Web of Science-тің жаңаланған нұсқасы Emerging Sources Citation Index-те индекстелуге қабылданғанын хабарлайды. Бұл индекстелу барысында Clarivate Analytics компаниясы журналды одан әрі the Science Citation Index Expanded, the Social Sciences Citation Index және the Arts & Humanities Citation Index-ке қабылдау мәселесін қарастыруда. Web of Science зерттеушілер, авторлар, баспашылар мен мекемелерге контент тереңдігі мен сапасын ұсынады. ҚР ҰҒА Хабарлары. Химия және технология сериясы Emerging Sources Citation Index-ке енуі біздің қоғамдастық үшін ең өзекті және беделді химиялық ғылымдар бойынша контентке адалдығымызды білдіреді.

НАН РК сообщает, что научный журнал «Известия НАН РК. Серия химии и технологий» был принят для индексирования в Emerging Sources Citation Index, обновленной версии Web of Science. Содержание в этом индексировании находится в стадии рассмотрения компанией Clarivate Analytics для дальнейшего принятия журнала в the Science Citation Index Expanded, the Social Sciences Citation Index и the Arts & Humanities Citation Index. Web of Science предлагает качество и глубину контента для исследователей, авторов, издателей и учреждений. Включение Известия НАН РК в Emerging Sources Citation Index демонстрирует нашу приверженность к наиболее актуальному и влиятельному контенту по химическим наукам для нашего сообщества.

Б а с р е д а к т о р ы
х.ғ.д., проф., ҚР ҰҒА академигі
М.Ж. Жұрынов

Р е д а к ц и я а л қ а с ы:

Ағабеков В.Е. проф., академик (Белорус)
Волков С.В. проф., академик (Украина)
Воротынцев М.А. проф., академик (Ресей)
Газалиев А.М. проф., академик (Қазақстан)
Ергожин Е.Е. проф., академик (Қазақстан)
Жармағамбетова А.К. проф. (Қазақстан), бас ред. орынбасары
Жоробекова Ш.Ж. проф., академик (Қырғыстан)
Иткулова Ш.С. проф. (Қазақстан)
Манташян А.А. проф., академик (Армения)
Пралиев К.Д. проф., академик (Қазақстан)
Баешов А.Б. проф., академик (Қазақстан)
Бүркітбаев М.М. проф., академик (Қазақстан)
Джусипбеков У.Ж. проф., корр.-мүшесі (Қазақстан)
Молдахметов М.З. проф., академик (Қазақстан)
Мансуров З.А. проф. (Қазақстан)
Наурызбаев М.К. проф. (Қазақстан)
Рудик В. проф., академик (Молдова)
Рахимов К.Д. проф., академик (Қазақстан)
Стрельцов Е. проф. (Белорус)
Тәшімов Л.Т. проф., академик (Қазақстан)
Тодераш И. проф., академик (Молдова)
Халиков Д.Х. проф., академик (Тәжікстан)
Фарзалиев В. проф., академик (Әзірбайжан)

«ҚР ҰҒА Хабарлары. Химия және технология сериясы».

ISSN 2518-1491 (Online),

ISSN 2224-5286 (Print)

Меншіктенуші: «Қазақстан Республикасының Ұлттық ғылым академиясы» Республикалық қоғамдық бірлестігі (Алматы қ.).

Қазақстан республикасының Мәдениет пен ақпарат министрлігінің Ақпарат және мұрағат комитетінде 30.04.2010 ж. берілген №1089-Ж мерзімдік басылым тіркеуіне қойылу туралы куәлік.

Мерзімділігі: жылына 6 рет.

Тиражы: 300 дана.

Редакцияның мекенжайы: 050010, Алматы қ., Шевченко көш., 28; 219, 220 бөл.; тел.: 272-13-19; 272-13-18,
<http://chemistry-technology.kz/index.php/en/arhiv>

© Қазақстан Республикасының Ұлттық ғылым академиясы, 2020

Редакцияның мекенжайы: 050100, Алматы қ., Қонаев к-сі, 142, «Д. В. Сокольский атындағы отын, катализ және электрохимия институты» АҚ, каб. 310, тел. 291-62-80, факс 291-57-22, e-mail:orgcat@nursat.kz

Типографияның мекенжайы: «NurNaz GRACE», Алматы қ., Рысқұлов көш., 103.

Главный редактор
д.х.н., проф., академик НАН РК
М.Ж. Журинов

Редакционная коллегия:

Агабеков В.Е. проф., академик (Беларусь)
Волков С.В. проф., академик (Украина)
Воротынцев М.А. проф., академик (Россия)
Газалиев А.М. проф., академик (Казахстан)
Ергожин Е.Е. проф., академик (Казахстан)
Жармагамбетова А.К. проф. (Казахстан), зам. гл. ред.
Жоробекова Ш.Ж. проф., академик (Кыргызстан)
Иткулова Ш.С. проф. (Казахстан)
Манташян А.А. проф., академик (Армения)
Пралиев К.Д. проф., академик (Казахстан)
Баешов А.Б. проф., академик (Казахстан)
Буркитбаев М.М. проф., академик (Казахстан)
Джусипбеков У.Ж. проф., чл.-корр. (Казахстан)
Мулдахметов М.З. проф., академик (Казахстан)
Мансуров З.А. проф. (Казахстан)
Наурызбаев М.К. проф. (Казахстан)
Рудик В. проф., академик (Молдова)
Рахимов К.Д. проф., академик (Казахстан)
Стрельцов Е. проф. (Беларусь)
Ташимов Л.Т. проф., академик (Казахстан)
Тодераш И. проф., академик (Молдова)
Халиков Д.Х. проф., академик (Таджикистан)
Фарзалиев В. проф., академик (Азербайджан)

«Известия НАН РК. Серия химии и технологии».

ISSN 2518-1491 (Online),

ISSN 2224-5286 (Print)

Собственник: Республиканское общественное объединение «Национальная академия наук Республики Казахстан» (г. Алматы).

Свидетельство о постановке на учет периодического печатного издания в Комитете информации и архивов Министерства культуры и информации Республики Казахстан №10893-Ж, выданное 30.04.2010 г.

Периодичность: 6 раз в год.

Тираж: 300 экземпляров.

Адрес редакции: 050010, г. Алматы, ул. Шевченко, 28; ком. 219, 220; тел. 272-13-19; 272-13-18,

<http://chemistry-technology.kz/index.php/en/arhiv>

© Национальная академия наук Республики Казахстан, 2020

Адрес редакции: 050100, г. Алматы, ул. Кунаева, 142, АО «Институт топлива, катализа и электрохимии им. Д.В. Сокольского», каб. 310, тел. 291-62-80, факс 291-57-22, e-mail:orgcat@nursat.kz

Адрес типографии: «NurNaz GRACE», г. Алматы, ул. Рыскулова, 103.

Editor in chief

doctor of chemistry, professor, academician of NAS RK

M.Zh. Zhurinov

Editorial board:

Agabekov V.Ye. prof., academician (Belarus)
Volkov S.V. prof., academician (Ukraine)
Vorotyntsev M.A. prof., academician (Russia)
Gazaliyev A.M. prof., academician (Kazakhstan)
Yergozhin Ye.Ye. prof., academician (Kazakhstan)
Zharmagambetova A.K. prof. (Kazakhstan), deputy editor in chief
Zhorobekova Sh.Zh. prof., academician (Kyrgyzstan)
Itkulova Sh.S. prof. (Kazakhstan)
Mantashyan A.A. prof., academician (Armenia)
Praliyev K.D. prof., academician (Kazakhstan)
Bayeshov A.B. prof., academician (Kazakhstan)
Burkitbayev M.M. prof., academician (Kazakhstan)
Dzhusipbekov U.Zh. prof., corr. member (Kazakhstan)
Muldakhmetov M.Z. prof., academician (Kazakhstan)
Mansurov Z.A. prof. (Kazakhstan)
Nauryzbayev M.K. prof. (Kazakhstan)
Rudik V. prof., academician (Moldova)
Rakhimov K.D. prof., academician (Kazakhstan)
Streltsov Ye. prof. (Belarus)
Tashimov L.T. prof., academician (Kazakhstan)
Toderash I. prof., academician (Moldova)
Khalikov D.Kh. prof., academician (Tadjikistan)
Farzaliyev V. prof., academician (Azerbaijan)

News of the National Academy of Sciences of the Republic of Kazakhstan. Series of chemistry and technology.

ISSN 2518-1491 (Online),

ISSN 2224-5286 (Print)

Owner: RPA "National Academy of Sciences of the Republic of Kazakhstan" (Almaty).

The certificate of registration of a periodic printed publication in the Committee of Information and Archives of the Ministry of Culture and Information of the Republic of Kazakhstan N 10893-Ж, issued 30.04.2010.

Periodicity: 6 times a year.

Circulation: 300 copies.

Editorial address: 28, Shevchenko str., of. 219, 220, Almaty, 050010, tel. 272-13-19; 272-13-18,

<http://chemistry-technology.kz/index.php/en/arhiv>

© National Academy of Sciences of the Republic of Kazakhstan, 2020

Editorial address: JSC «D.V. Sokolsky institute of fuel, catalysis and electrochemistry», 142, Kunayev str., of. 310, Almaty, 050100, tel. 291-62-80, fax 291-57-22, e-mail: orgcat@nursat.kz

Address of printing house: «NurNaz GRACE», 103, Ryskulov str, Almaty.

NEWS

OF THE NATIONAL ACADEMY OF SCIENCES OF THE REPUBLIC OF KAZAKHSTAN

SERIES CHEMISTRY AND TECHNOLOGY

ISSN 2224-5286

<https://doi.org/10.32014/2020.2518-1491.24>

Volume 2, Number 440 (2020), 62 – 68

UDC 547.7/8:547.796.1

S.D. Fazylov^{1,3}, O.A. Nurkenov^{1,4}, A.E. Arinova³,
T.M. Seilkhanov², A.M. Gazaliev¹, M.K. Ibraev⁴, A.S. Fazylov⁴

¹Institute of Organic Synthesis and Coal Chemistry of the RK, Karaganda, Republic of Kazakhstan;

²Kokshetau State University named after Sh.Ualichanov, Kokshetau, Republic of Kazakhstan;

³Karaganda State University named after E.A. Buketov, Republic of Kazakhstan;

⁴Karaganda State Technical University, Karaganda, Republic of Kazakhstan.

E-mail: iosu8990@mail.ru, nurkenov_oral@mail.ru

SYNTHESIS OF PROPERTIES N-METHYL-2-(PYRID-4-YL)-3,4-FULLEROPYRROLIDINE

Abstract. The article is devoted to the reactions of [2+3] cycloaddition of pyridine-4-aldehyde to fullerene C₆₀, as well as to the preparation of its water-soluble form from the resulting reaction product N-methyl-2-(pyrid-4-yl)-3,4-fulleropyrrolidine. A literature review of organic compounds containing the pyrrolidine cycle was carried out. It is noted that such compounds have a wide spectrum of biological activity and are part of many drugs of both natural and synthetic origin. In this regard, an interesting “pharmacophore” group is the pyridine cycle, which is part of about 5% of all known drugs. The reaction of pyridin-4-aldehyde with fullerene C₆₀ was carried out in the presence of sarcosine under the conditions of the Prato reaction.

The reaction mechanism of 1,2-dipolar cycloaddition, leading to fulleropyrrolidine, is described. The water-soluble complex fulleropyrrolidinas with poly-N-vinylpyrrolidone was obtained.

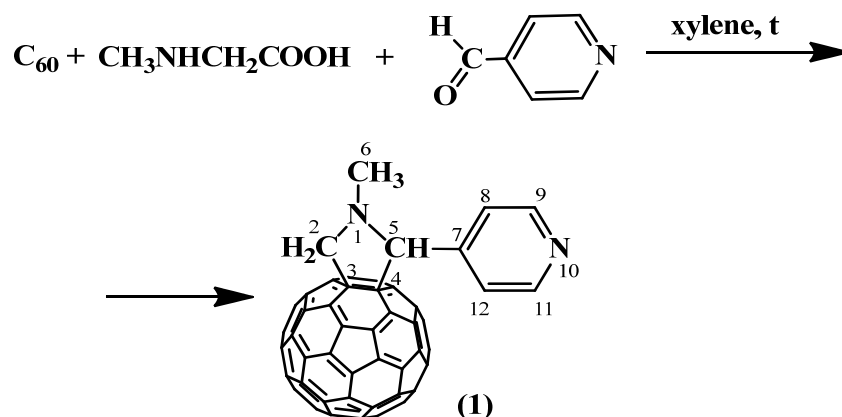
The structures of the synthesized compounds were studied by IR, UV, ¹H and ¹³C NMR spectroscopy, as well as by the date of two-dimensional spectra of COSY (1H-1H) and HMQC (¹H-¹³C). The values of chemical shifts, multiplicity and integrated intensity of ¹H and ¹³C NMR signals in one-dimensional NMR spectra were determined. Using spectra in the formats COSY (1H-1H) and HMQC (1H-13C) homo- and heteronuclear interaction were established, confirming the structure of the studied compounds.

Key words: fullerene C₆₀, sarcosine, pyridine-4-aldehyde, fulleropyrrolidines, Prato reaction, NMR spectra.

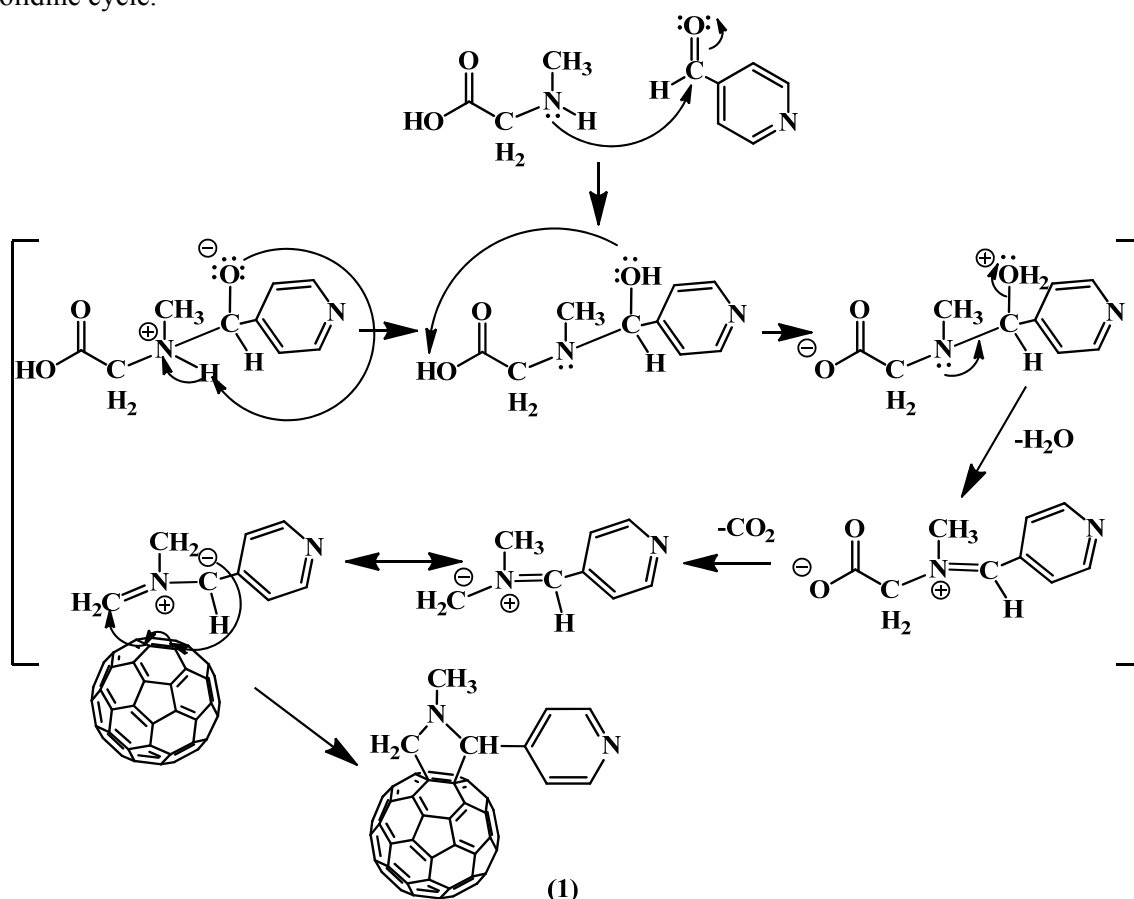
Currently, among a large number of functionalized C₆₀ fullerene compounds, fulleropyrrolidine derivatives are one of the most intensively studied classes [1-3]. The 1,3-dipolar cycloaddition of azomethinilides to fullerene, known as the Prato reaction [4], is one of the most effective ways in obtaining fulleropyrrolidines. Compounds containing the pyrrolidine cycle in common organic compounds have a wide spectrum of biological activity and are part of many drugs of both natural and synthetic origin, for example, proline, atropine. It should be noted that some of the most important aspects of the biological activity of fullerenes and its derivatives include the fight against HIV and antibacterial activity, inhibition of enzymes, antitumor therapy, controlled drug delivery, neuroprotective properties, and antioxidant activity. In fullerene synthesis, studies of the synthesis of C₆₀ fullerene derivatives containing new “pharmacophore” groups are of great interest [4-12]. In this regard, an interesting “pharmacophore” group is the pyridine cycle, which is part of about 5% of all known drugs. However, compounds containing both the pyrrolidine, pyridine rings and the fullerene sphere have so far been little studied.

Taking into account the scientific and applied prospects of the pyridine series and fullerene, we synthesized and conducted an NMR study of the structural features of the new fulleropyrrolidine 1 by the three-component condensation of fullerene C₆₀, N-methylglycine (sarcosine) and pyridine-4-aldehyde under the conditions of the Prato reaction. One of the main factors affecting the yield of the final product in this reaction is the homogeneity of the medium, therefore the synthesis of fulleropyrrolidine 1 was carried out in xylene while the reaction medium was heated for 3 hours. The presence of an amino acid in

the reaction medium, which is a zwitterionic compound, probably negatively affects on the reaction rate (heterogeneity factor) [13-19].



The mechanism of formation of N-methyl-2-(pyridin-4-yl)-3,4-fulleropyrrolidine (**1**) involves the condensation of an α -amino acid (sarcosine) with an aldehyde (pyridin-4-aldehyde), leading to the formation of an ammonium salt, which undergoes decarboxylation process to obtain an *insitu* azomethine ylide. The latter reacts with a 6,6-double bond of fullerene by 1,3-dipolar cycloaddition, forming a pyrrolidine cycle.



The structure of the obtained new fulleropyrrolidine **1** was established by IR, UV, 1H and ^{13}C NMR spectroscopy, as well as by the data of two-dimensional spectra of COSY (1H - 1H) and HMQC (1H - ^{13}C).

In the spectrum of IR compound **1**, bands for C–N bonds of the pyridine ring are observed; vibrational frequencies of the fullerene skeleton, C–H, and N–H bonds are present (figure 1).

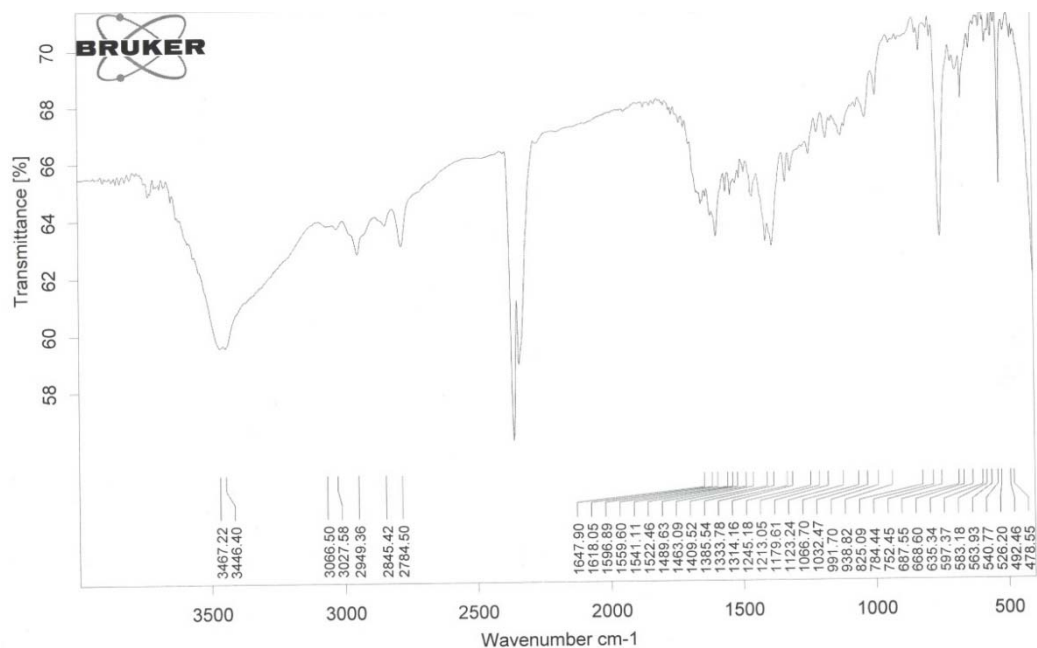


Figure 1 - IR spectrum of compound 1

The UV spectrum of compound **1** has 310, 319, and 430 nm (figure 2). A peak with a low intensity at 430 nm is characteristic of all [6,6] - closed adducts of fullerene C₆₀.

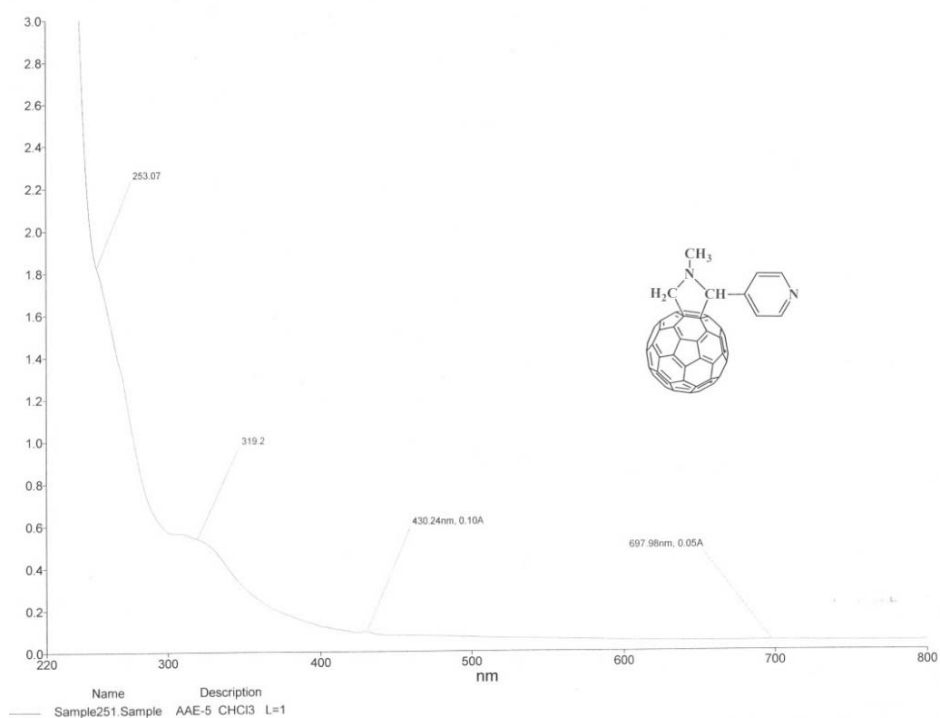


Figure 2 - UV spectrum of compound 1

The ¹H NMR spectrum of compound **1** is characterized by the presence of a three-proton singlet signal at 2.86 ppm. protons of the H-6,6N-methyl fragment of the pyrrolidine ring. Single-proton singlet signal at 4.97 ppm indicates the presence of the metin proton H-5 in the pyrrolidine cycle. The appearance of two single-proton doublet signals at 4.33 and 5.04 ppm with the same spin-spin coupling constant of ²J 9.4 Hz confirms the presence of two axial and equatorial protons H-2ax and H-2eq of the pyrrolidine ring

bonded to the fullerene nucleus. The aromatic pyridine protons H-8, 12 and H-9, 11 were manifested by broadened two-proton siglets at 7.79 and 8.72 ppm respectively.

In the ^{13}C NMR spectrum of compound **1**, signals of the pyrrolidine ring with an N-methyl substituent are observed at 40.07 (C-6), 70.12 (C-2) and 82.42 (C-5) ppm. The carbon atoms of the pyridine fragment resonated at 124.24 (C-8.12), 150.13 (C-9.11) and 155.68 (C-7) ppm. Numerous signals in the range of 136-148 ppm belong to sp^2 -hybridized carbon atoms of the fullerene nucleus.

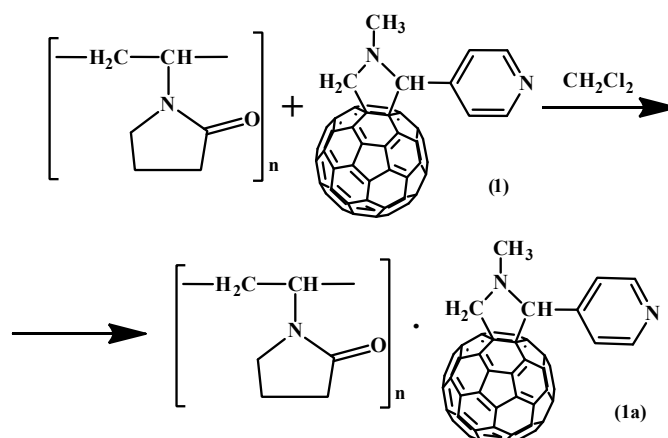
The structure of compound **1** was also confirmed by two-dimensional NMR spectroscopy COSY (^1H - ^1H) and HSQC (^1H - ^{13}C), which allows one to establish spin-spin interactions of a homo- and heteronuclear nature. The observed correlations in the molecule are presented in the diagrams. In the spectra of the ^1H - ^1H COSY compound, spin-spin correlations are observed through two bonds of methylene protons $\text{H}^{2\text{ax}}\text{-H}^{2\text{eq}}$ (4.33, 5.04 and 5.04, 4.33) ppm and through three proton bonds of the neighboring methine groups $\text{H}^{8,12}\text{-H}^{9,11}$ (7.79, 8.72 and 8.72, 7.79) ppm pyridine ring. Heteronuclear interactions of protons with carbon atoms through one bond were established using ^1H - ^{13}C HSQC spectroscopy for the following pairs present in the compound: $\text{H}^6\text{-C}^6$ (2.86, 40.06), $\text{H}^{2\text{ax}}\text{-C}^2$ (4.33, 70.12), $\text{H}^{2\text{eq}}\text{-C}^2$ (5.04, 70.12) $\text{H}^5\text{-C}^5$ (4.97, 82.42), $\text{H}^{8,12}\text{-C}^{8,12}$ (7.79, 124.24), $\text{H}^{9,11}\text{-C}^{9,11}$ (8.72, 150.13) ppm (figure 3).



Figure 3 - Correlations in the spectra of COZY (^1H - ^1H) (a) and HMQC (^1H - ^{13}C) (b) of compounds **1**

The main problem that impedes the biological studies of fullerene derivatives and the creation of therapeutic agents based on them is the insolubility of fullerenes in water. One of the possible ways to overcome this problem is to obtain water-soluble complexes of fullerene derivatives with water-soluble polymers approved for use in medicine, for example, with poly-N-vinylpyrrolidone.

In this regard, a complex of compound **1** with poly-N-vinylpyrrolidone in methylene chloride was obtained:



The formation of complex **1a** occurs as a result of solubilization of fullerene-pyrrolidine **1** by PVP chains and the physical interaction of the lactam group with the fullerene sphere. The resulting complex **1a** is soluble in water.

Thus, using the reaction [2+3] cycloaddition, the reaction of addition of pyridin-4-aldehyde to C60-fullerene in the presence of sarcosine under the conditions of Prato reactions was carried out. A new compound N-methyl-2-(pyrid-4-yl)-3,4- fulleropyrrolidine was obtained and its water-soluble derivative. The structure of the obtained substances was proved by ^1H and ^{13}C NMR spectroscopy, as well as by the data of two-dimensional spectra of COSY (^1H - ^1H) and HMQC (^1H - ^{13}C).

Research funding source. This work was financially supported by the Science Committee of the Ministry of Education and Science of the Republic of Kazakhstan (Grant AR051311054).

Experimental part

The IR spectrum was recorded on a Vertex 70V spectrophotometer (Bruker) in KBr pellets. UV spectra were recorded on a Lambda 750 spectrophotometer (PerkinElmer). The ^1H and ^{13}C NMR spectra were recorded in DMSO- d_6 on a JNM-ECA 400 spectrometer (399.78 and 100.53 MHz ^1H and ^{13}C nuclei, respectively) of the Jeol company from Japan. The survey was carried out at room temperature using a DMSO- d_6 solvent. Chemical shifts are measured relative to the signals of residual protons or carbon atoms of a deuterated solvent.

N-Methyl-2-(pyrid-4-yl)-3,4-fulleropyrrolidine (1). To a solution of 100 mg (0, 1388 mmol) of C60 in 20 ml of xylene were added 14, 78 mg (0, 138 mmol) of pyridin-4-aldehyde and 123,6 mg (1,388 mmol) of sarcosine (molar ratio of reactants 1: 1, respectively). The reaction mixture was boiled for 3 hours at 110-120 $^\circ\text{C}$. After removal of the solvent, the residue was chromatographed on a silica gel column, eluting with toluene unreacted C60 and product 1. Yield 28 mg (23%). ^1H NMR spectrum, δ , ppm (J, Hz): 2.86 s (3H, H-6.6.6), 4.33 d (1H, H-2ax, ^2J 9.4), 4.97 s (1H, H-5), 5.04 d (1H, H- 2eq, ^2J 9.4), 7.79 br. s (2H, H-8.12), 8.72 br. s (2H, H-9.11). ^{13}C NMR spectrum, δC , ppm: 40.07 (C-6), 70.12 (C-2), 82.42 (C-5), 124.24 (C-8,12), 150.13 (C-9,11), 155.68 (C-7). IR spectrum, ν , cm-1: 526, 825, 1409, 1596, 2784, 2949, 3446, 3467. UV spectrum (CHCl_3), λ_{max} , nm: 310, 319, 430.

The method of obtaining complex (1a). To a solution of 2 mg of fulleropyrrolidine 1 in 2 ml of methylene chloride was added 200 mg of PVP in 3 ml of methylene chloride. The reaction mixture was stirred for 30 minutes at room temperature. After removal of solvent, the residue was dried by vacuum.

С.Д. Фазылов, О.А. Нүркенев, Т.М. Сейлханов, А.Е. Аринова,
А.М. Газалиев, М.К. Ибраев, А.С.Фазылов

¹ ҚР органикалық синтез және көмір химия институты, Қарағанды, Қазақстан;

²Ш. Уәлиханов атындағы Көкшетау мемлекеттік университеті, Қазақстан;

³ Е. А. Бөкетов атындағы Қарағанды мемлекеттік университеті, Қазақстан;

⁴Қарағанды мемлекеттік техникалық университеті, Қазақстан

N-МЕТИЛ-2-(ПИРИД-4-ИЛ)-3,4-ФУЛЛЕРОПИРРОЛИДИННІҢ СИНТЕЗІ ЖӘНЕ ҚАСИЕТТЕРІ

Аннотация. Мақала пиридин-4-альдегидтің C_{60} фуллеренге [2+3]-циклоқосылу реакциясын және реакция нәтижесінде алынған өнім N-метил-2-(пирид-4-ил)-3,4-фуллеропирролидиннің суда еритін туындысын алу әдістемелерін зерттеуге арналған. Құрамында пирролидинді циклі бар органикалық заттардың алыну жолдары мен қасиеттері туралы әдебиеттік шолу жасалған. Ол заттардың биологиялық қасиеттерінің кең аумақтылығы және олардың көптеген дәрілік табиғи және синтетикалық заттардың құрамына кіретіні талқыланған. Фуллерендік синтезде фуллерен C_{60} құрамында жаңа «фармакопиялық» топтары бар заттарды синтездеуге арналған ғылыми жұмыстарына көп көңіл бөлінетіні айтылады. Органикалық заттардың құрамына фуллеренді фрагменттердің болуы осы заттардың биологиялық қасиеттерін жақсартуы немесе жаңа, бұрын болмаған механикалық, химиялық, физикалық және биологиялық қасиеттердің пайда болуына әкелетіні көрсетіледі. Бұл жаңа ерекше қасиеттер нано масштабтағы факторлардың әсерлерімен байланысты болуы айтылады. Фуллереннің көптеген жаңа туындылары адамның имунды жетіспеушілік ауруларына және бактерияларға қарсы, сондай-ақ ферменттерді тежеушілік, қатерлі ісікке қарсы, нейропротекторлық терапияда, сонымен бірге антиоксидантты қасиеттерді көптеп көрсететіне назар аударады. Жұмыста пиридин-4-альдегидтің C_{60} фуллеренмен қосылу реакциясы үшінші реагент амин қышқылы глициннің (саркозиннің) қатысуында Прато реакциясы жағдайында жүргізіледі. Реакциялық жағдайдың тиімді жолдарын табу үшін еріткіштердің (толуол, ксилол) табиғатының, реакцияның жүру уақыты ұзақтығының, әрекеттесуші заттардың мөлшерлік қатынасының, сондай-ақ реакциялық ортаның температуралық режимінің әсерлері зерттелген. Осы зерттеулердің нәтижесінде алынатын өнім реакциялық ортадан 28% бөлініп алынады. Алынған ғылыми нәтижелерді талдау мәліметтері бойынша 1,3-диполярлы циклді қосылу реакциясының іке асырылғаны туралы тұжырым жасалады. Алынған жаңа N-метил-2-(пирид-4-ил)-3,4-фуллеропирролидиннің биологиялық қасиеттерін зерттеу үшін оның суда еритін қосылысы поли-N-винилпирролидонмен ковалентті байланыссыз жағдайда алынады. Жұмыста синтезделініп алынған заттардың химиялық-физикалық қасиеттерін қазіргі заманғы ИК-, УФ-, ЯМР ^1H және ^{13}C спектроскопия, сондай-ақ қосөлшемді COSY (^1H - ^1H) и НМҚС (^1H - ^{13}C) спектрлерімен зерттеу нәтижелері келтірілген. Алынған заттардың құрылысындағы ^1H мен ^{13}C атомдарының ЯМР-спектрлеріндегі химиялық жылжулары

мен интегралды сызықтары талқыланған. Қосөлшемді COSY (^1H - ^1H) и НМҚС (^1H - ^{13}C) спектрлері бойынша алынған заттардағы гомо- мен гетероядролы әрекеттесушілерді талқылау нәтижесінде алынған жаңа заттардың құрылысы дәлелденеді.

Түйін сөздер: фуллерен C_{60} , саркозин, пиридин-4-альдегид, фуллеропирролидиндер, Прато реакциясы, ЯМР-спектрлер

**С.Д. Фазылов, О.А. Нуркенов, А.Е. Аринова, Т.М. Сейлханов,
А.М. Газалиев, М.К. Ибраев, А.С. Фазылов**

¹Институт органического синтеза и угольной химии РК, Караганда, Казахстан;

²Государственный университет имени Ш. Уалиханова, Кокшетау, Казахстан;

³Карагандинский государственный университет им. Е.А. Букетова, Казахстан;

⁴Карагандинский государственный технический университет, Казахстан

СИНТЕЗ И СВОЙСТВА

N-МЕТИЛ-2-(ПИРИД-4-ИЛ)-3,4-ФУЛЛЕРОПИРРОЛИДИНА

Аннотация. Статья посвящена изучению реакции [2+3] циклоприсоединения пиридин-4-альдегида к фуллерену C_{60} , а также получению водорастворимой формы полученного продукта реакции N-метил-2-(пиридин-4-ил)-3,4-фуллеропирролидина. Проведен литературный обзор по органическим соединениям, содержащим пирролидиновый цикл. Отмечено, что такие соединения обладают широким спектром биологической активности и входят в состав многих лекарственных препаратов как природного, так и синтетического происхождения. В этом плане интересной «фармакофорной» группой является пиридиновый цикл, который входит в состав около 5 % от всех известных лекарственных препаратов. Однако соединения, содержащие одновременно пирролидиновый, пиридиновый циклы и фуллереновую сферу исследованы пока мало. В фуллереновом синтезе большой интерес представляют исследования синтеза производных фуллерена C_{60} , содержащие в своем составе новые «фармакофорные» группы. Показано, что наличие фуллеренового фрагмента в структуре соединения может привести к существенному улучшению или появлению качественно новых механических, химических, физических, биологических и других свойств соединений. Эти свойства связаны с проявлением наномасштабных факторов. Отмечено, что некоторые из наиболее важных аспектов биологической активности фуллеренов и его производных включают борьбу с ВИЧ и антибактериальную активность, ингибирование ферментов, противоопухолевую терапию, контролируемую доставку лекарственных средств, нейропротекторные свойства, а также антиоксидантную активность. Реакция взаимодействия пиридин-4-альдегида и фуллерена C_{60} проводилась в присутствии аминокислоты глицина (саркозина) в условиях реакций Прато. С целью нахождения оптимальных условий реакции проведено изучение влияния природы растворителей, соотношение реагирующих веществ, продолжительность реакции, а также температурный режим реакционной среды. На основании анализа полученных данных описан механизм реакции 1,3-диполярного циклоприсоединения, приводящее к фуллеропирролидину. Для изучения биологических свойств получен водорастворимый комплекс нового фуллеропирролидина с поли-N-винилпирролидином. Исследованы строения синтезированных соединений методами ИК-, УФ-, ЯМР ^1H и ^{13}C спектроскопии, а также данными двумерных спектров COSY (^1H - ^1H) и НМҚС (^1H - ^{13}C). Определены значения химических сдвигов, мультиплетность и интегральная интенсивность сигналов ^1H и ^{13}C в одномерных спектрах ЯМР. С помощью спектров в форматах COSY (^1H - ^1H) и НМҚС (^1H - ^{13}C) установлены гомо- и гетероядерные взаимодействия, подтверждающие структуру исследуемых соединений.

Ключевые слова: фуллерен C_{60} , саркозин, пиридин-4-альдегид, фуллеропирролидины, реакция Прато, ЯМР-спектры.

Information about the authors:

Fazylov Serik Drakhmetovich – Corresponding member of NAS RK, Doctor of chemical sciences, Professor, Institute of Organic Synthesis and Coal Chemistry of the Republic of Kazakhstan. e-mail: iosu8990@mail.ru, <https://orcid.org/0000-0002-4240-6450>;

Nurkenov Oralgazy Aktayevich – Doctor of chemical sciences, Professor, Institute of Organic Synthesis and Coal Chemistry of the Republic of Kazakhstan, e-mail: nurkenov_oral@mail.ru, <https://orcid.org/0000-0002-2771-0411>;

Gazaliev Arstan Maulenovich – Academician of the National Academy of Sciences of the Republic of Kazakhstan, Deputy Director for Research, Institute of Organic Synthesis and Coal Chemistry of the Republic of Kazakhstan. <https://orcid.org/0000-0003-2161-0329>;

Arinova Anar Erikovna – Doctoral student of Buketov Karaganda State University, e-mail: arinova-anar@mail.ru, <https://orcid.org/0000-0002-7780-4555>;

Ibraev Marat Kerimbaevich – Doctor of chemical sciences, Professor, Karaganda State Technical University, e-mail: mkibr@mail.ru, <https://orcid.org/0000-0003-0798-5562>;

Fazylov Arman Serikovich – undergraduate of the Karaganda State Technical University, e-mail: arman1708@yahoo.com, <https://orcid.org/0000-0003-2905-9121>

REFERENCES

- [1] Sidorova L.N., Yurovskoy M.A., Borshensky A.Ya., Trushkova I.V. (2005) Fullerenes. Examination Publishing House, Russia. ISBN: 5-472-00294-X
- [2] Khakina E.A., Kraevaya O.A., Popova M.L., Peregudov A.S., Troyanov S.I., Chernyak A.V., Martynenko V.M., Kulikov A.V., Schols D., Troshin P.A. (2017) Synthesis of different types of alkoxy fullerene derivatives from chlorofullerene C₆₀Cl₆. *Org. Biomol. Chem.* 15: 773-775. <https://doi.org/10.1039/C6OB02251K> (in Eng.).
- [3] Fazylov S.D., Nurkenov O.A., Arinova A.E., Tuktarov A.R., Khuzin A.A., Turdybekov K.M. (2014) Synthesis and structure of N-Methyl-1-phenylfullerene-C₆₀[1,9]pyrrolidines Based on Aminoaldehydes. *Russ. J. Gen. Chem.* Vol. 84. N 10. P. 2058. <https://doi.org/10.1134/S1070363214100375> (in Eng.).
- [4] Fazylov S.D., Nurkenov O.A., Arinova A.E., Seilkhanov T.M., Tuktarov A.R., Khuzin A.A., Bakirova R.E., Muravleva L.A. (2015) Synthesis and Structure of N-Methyl-1-[(4-bromo-3,5-dimethyl-1H-pyrazol-1-yl)phenyl]fullerene-C₆₀-[1,9c]pyrrolidine. *Russ. J. Gen. Chem.* 85. 5:1049-1051 (in Eng.).
- [5] Bosi S. (2003) Fullerene derivatives: an attractive tool for biological applications. *European Journal of Medicinal Chemistry*, 38:913-923.
- [6] Nakajima N., Nishi C., Li F.M., Ikada N.Y. Photo-induced cytotoxicity of water-soluble fullerene. *Fuller. Sci. Technol.* 4:1-19 (in Eng.).
- [7] Mashino T., Nishikawa D., Takanashi, Usui U., Yamori T., Seki M., Endo T., Mochizuki M. (2003) Antibacterial and antiproliferative activity of cationic fullerene derivatives. *Bioorg. Med. Chem. Lett.* 13: 4395-4397 (in Eng.).
- [8] Fazylov S.D., Nurkenov O.A., Zhurinov M.Zh., Arinova A.E., Tuktarov A.R., Issayeva A.Zh., Shaihova B.K. (2018) Catalyzed by palladium complex the cycloaddition of hydrazones to Fullerene C₆₀. *News of the National Academy of Sciences of the Republic of Kazakhstan. Series of chemistry and technology.* N5. P.26-31. <https://doi.org/10.32014/2018.2518-1491.4> (in Eng.).
- [9] Mashino T., Shimotohno K., Ikegami N., Nishikawa D., Okuda K., Takanashi K., Nakamura S., Mochizuki M. (2005) Human immunodeficiency virus-reverse transcriptase inhibition and hepatitis C virus RNA-dependent RNA polymerase inhibition activities of fullerene derivatives. *Bioorg. Med. Chem. Lett.* 15:1107-1109.
- [10] Bosi S., Ros T.D., Spalluto G., Balzarini J., Prato M. (2003) Fullerene derivatives: an attractive tool for biological applications. *Bioorg. Med. Chem. Lett.* 13: 4437 (in Eng.).
- [11] Friedman SH, Ganapathi PS, Rubin Y, Kenyon GL (1998) Optimizing the binding of fullerene inhibitors of the HIV-1 protease through predicted increases in hydrophobic desolvation. *J. Med. Chem.* Vol. 41:2424-2429 (in Eng.).
- [12] Mashino T., Nishikawa D., Takanashi K., Usui U., Yamori T., Seki M., Endo T., Mochizuki M. (2003) Antibacterial and antiproliferative activity of cationic fullerene derivatives. *Bioorg. Med. Chem. Lett.* 13:4395-4397 (in Eng.).
- [13] Bosi S., Da Ros T., Castellano S., Bafni E., Prato M. (2000) Antimycobacterial activity of ionic fullerene derivatives. *Bioorg. Med. Chem. Lett.* Vol. 10:1043-1045 (in Eng.).
- [14] Gareth A. (2005) Hughes Nanostructure-mediated drug delivery. *Nanomedicine: Nanotechnology, Biology, and Medicine.* 1:22–30 (in Eng.).
- [15] Homma, T., Harano, K. Isobe, H., Nakamura E. (2011) Preparation and Properties of Vesicles Made of Nonpolar Polar Nonpolar Fullerene Amphiphiles. *JACS.* 133:6364-6370 (in Eng.).
- [16] Ikeda A., Iizuka T., Maekubo N., Aono R., Kikuchi J., Akiyama M., Konishi T., Ogawa T., Ishida-Kitagawa N., Tatebe H., Shiozaki K. (2013) Cyclodextrin Complexed [60]Fullerene Derivatives with High level of Photodynamic Activity by long Wavelength Excitation. *ACS medicinal chemistry letters.* 4:752. <https://doi.org/10.1021/ml14001535> (in Eng.).
- [17] Dumpis M.A., Nikolaev D.N., Litasova, E.V., Iljin, V.V. Brusina, M.A., Piotrovsky, L.B. (2018) Biological activity of fullerenes – Reality and Prospects. *Reviews on Clinical Pharmacology and Drug Therapy.* Vol. 16. P.4. <https://doi.org/10.17816/RCF1614-20> (in Eng.).
- [18] Sun G.X., Yang M.Y., Shi Y.X., Sun Z.H., Liu X.H., Wu H.K., Li B.J., Zhang Y.G. (2014) *Isodon rugosus* (Wall. ex Benth.) Codd in Vitro Cultures: Establishment, Phytochemical Characterization and In Vitro Antioxidant and Anti-Aging Activities. *Int. J. Mol. Sci.* 15:8075. <https://doi.org/10.3390/ijms20020452> (in Eng.).
- [19] Kraevaya O.A., Peregudov A.S., Troyanov S.I. (2019) Diversion of the Arbuzov reaction: alkylation of C–Cl instead of phosphonic ester formation on the fullerene cage. *Org. Biomol. Chem.* 17: 7155-7160. <https://doi.org/10.1039/C9OB00593E> (in Eng.).

Publication Ethics and Publication Malpractice in the journals of the National Academy of Sciences of the Republic of Kazakhstan

For information on Ethics in publishing and Ethical guidelines for journal publication see <http://www.elsevier.com/publishingethics> and <http://www.elsevier.com/journal-authors/ethics>.

Submission of an article to the National Academy of Sciences of the Republic of Kazakhstan implies that the described work has not been published previously (except in the form of an abstract or as part of a published lecture or academic thesis or as an electronic preprint, see <http://www.elsevier.com/postingpolicy>), that it is not under consideration for publication elsewhere, that its publication is approved by all authors and tacitly or explicitly by the responsible authorities where the work was carried out, and that, if accepted, it will not be published elsewhere in the same form, in English or in any other language, including electronically without the written consent of the copyright-holder. In particular, translations into English of papers already published in another language are not accepted.

No other forms of scientific misconduct are allowed, such as plagiarism, falsification, fraudulent data, incorrect interpretation of other works, incorrect citations, etc. The National Academy of Sciences of the Republic of Kazakhstan follows the Code of Conduct of the Committee on Publication Ethics (COPE), and follows the COPE Flowcharts for Resolving Cases of Suspected Misconduct (http://publicationethics.org/files/u2/New_Code.pdf). To verify originality, your article may be checked by the Cross Check originality detection service <http://www.elsevier.com/editors/plagdetect>.

The authors are obliged to participate in peer review process and be ready to provide corrections, clarifications, retractions and apologies when needed. All authors of a paper should have significantly contributed to the research.

The reviewers should provide objective judgments and should point out relevant published works which are not yet cited. Reviewed articles should be treated confidentially. The reviewers will be chosen in such a way that there is no conflict of interests with respect to the research, the authors and/or the research funders.

The editors have complete responsibility and authority to reject or accept a paper, and they will only accept a paper when reasonably certain. They will preserve anonymity of reviewers and promote publication of corrections, clarifications, retractions and apologies when needed. The acceptance of a paper automatically implies the copyright transfer to the National Academy of Sciences of the Republic of Kazakhstan.

The Editorial Board of the National Academy of Sciences of the Republic of Kazakhstan will monitor and safeguard publishing ethics.

Правила оформления статьи для публикации
в журнале смотреть на сайте:

www.nauka-nanrk.kz

<http://chemistry-technology.kz/index.php/en/arhiv>

ISSN 2518-1491 (Online), ISSN 2224-5286 (Print)

Редакторы: *М. С. Ахметова, Г. Б. Халидуллаева, Д. С. Аленов*
Верстка на компьютере *А.М. Кульгинбаевой*

Подписано в печать 29.03.2020.
Формат 60x88¹/₈. Бумага офсетная. Печать – ризограф.
10 п.л. Тираж 300. Заказ 2.